



**SIR VITHALDAS THACKERSEY COLLEGE OF HOME-
SCIENCE**

(AUTONOMOUS)

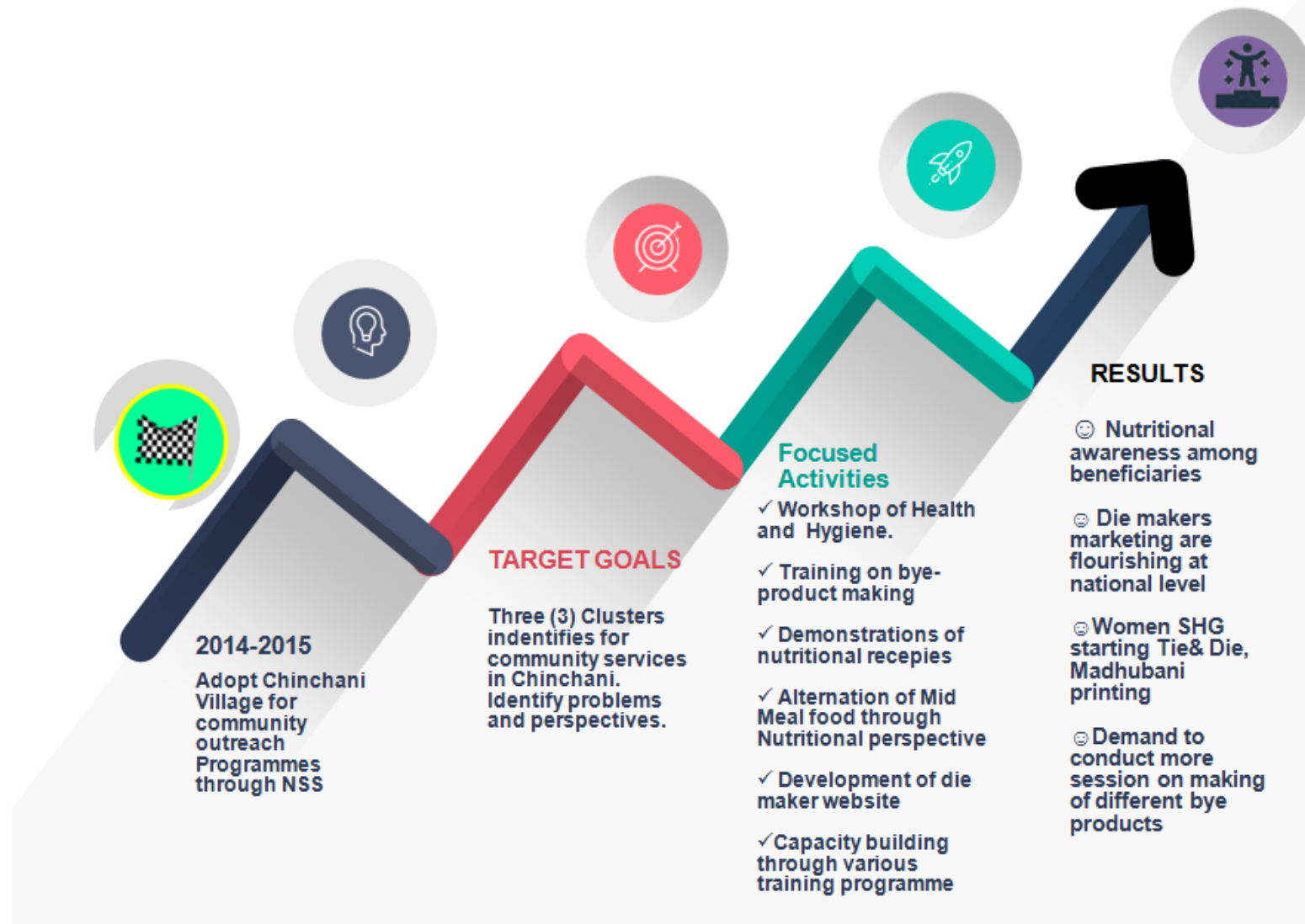
SNDT WOMEN'S UNIVERSITY, MUMBAI

ADOPTED VILLAGE REPORT

CHINCHANI TAL- DAHANU DIST-PALGAHR

(2014-2015 to 2018-2019)

Adopted village Chinchani



Location of Chinchani, Dist- Palghar MS, India



INDEX

Sr. No.	Content	Page No.
1)	About Chinchani Village	5
2)	Map of Chinchani Village	6
3)	Study of Chinchani Village	7
4)	Executive Summary of the Findings of Study	8
5)	Problems and Prospects for Community and Extension work at Chinchani Village	17
6)	Programmes and Activities at Chinchani Village	19
7)	Annexure –A Interview Schedule	43

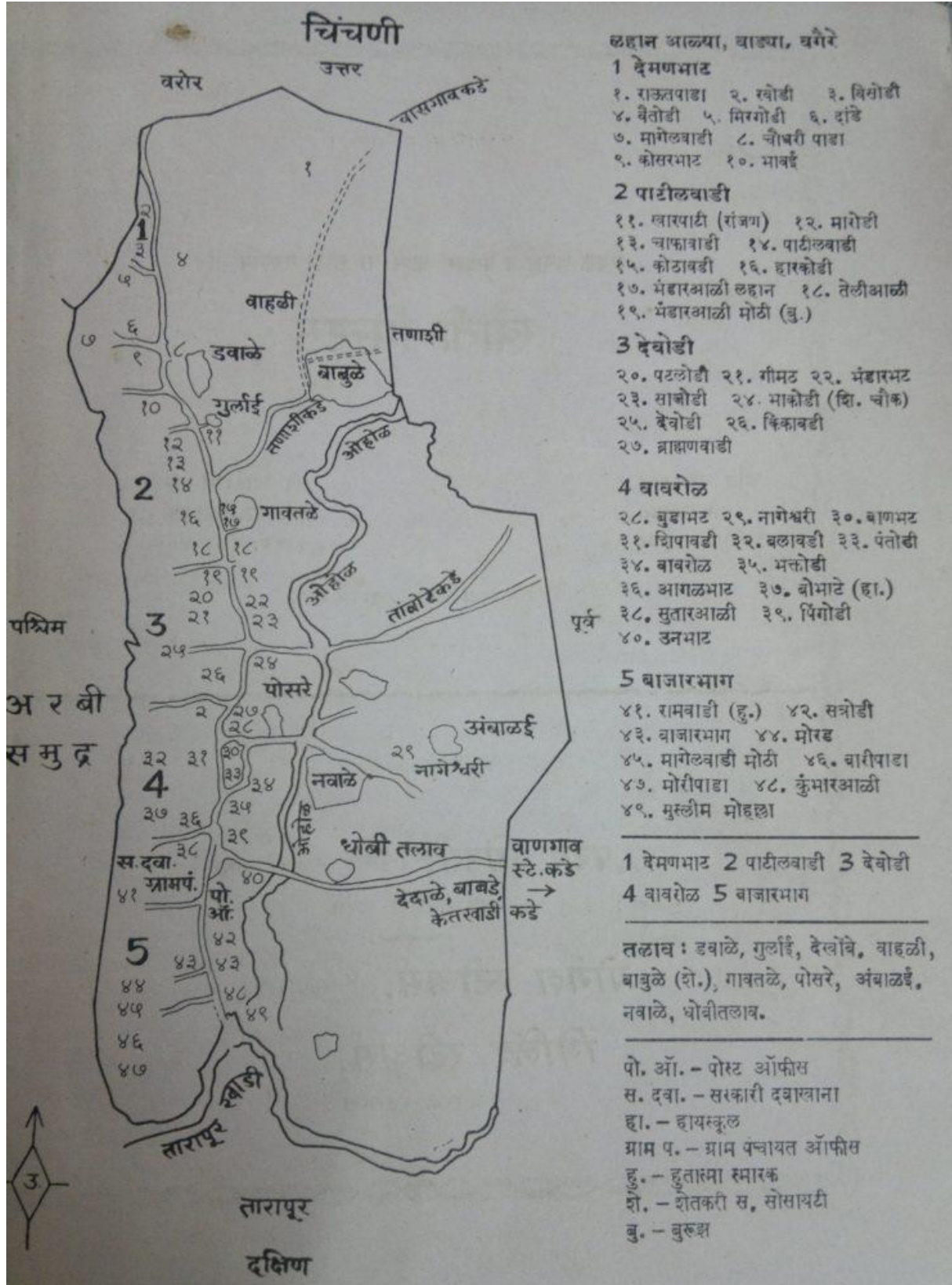
1) About Chinchani Village

Chinchani is a census town in Palghar district in the state of Maharashtra, India. Chinchani is located at 19.87°N 72.7°E. It has an average elevation of 9 metres (29 feet). It is well connected by roads and nearby railway station. Also it is the important center of education and commercial activities in the region. Chinchani has got one of the best natural, beautiful, and non-polluted sea-beach on the west coast. Incidentally there is a place in the province of Ayacucho, Peru with the same name Chinchani. This place is exactly on the other side of the globe and located at Latitude. -14.390833300000001°, Longitude. -73.878333299999994°.

Vangaon Railway station serves as a primary railway station around 8 km away. Boisar railway station is around 10 km, while Dahanu railway station is around 15 km from the town. Basically, a twin town of Chinchani-Tarapur which are separated geographically by border of Dahanu & Palghar talukas, where Chinchani comes under Dahanu taluka & Tarapur in Palghar. Thus it enjoys good road connectivity with both the big towns as well as Boisar. Regular ST buses (state transport) & also Auto rickshaws ply to this nearby big towns.

The Chinchani Census Town has population of 13,646 of which 6,793 are males while 6,853 are females as per report released by Census India 2011. Population of Children with age of 0-6 is 1133 which is 8.30 % of total population of Chinchani (CT). In Chinchani Census Town, Female Sex Ratio is of 1009 against state average of 929. Moreover Child Sex Ratio in Chinchani is around 1020 compared to Maharashtra state average of 894. Literacy rate of Chinchani city is 89.24 % higher than state average of 82.34 %. In Chinchani, Male literacy is around 93.08 % while female literacy rate is 85.42 %. Chinchani Census Town has total administration over 3,129 houses to which it supplies basic amenities like water and sewerage. It is also authorized to build roads within Census Town limits and impose taxes on properties coming under its jurisdiction.

2) Map of Chinchani Village



3) Study of Chinchani Village

(1) Aim and Objectives - The major aim of this survey is to find the social and economic status of study area.

Following are the objectives of this study:

- 1) To find the health, hygiene and sanitation status among the people of study area.
- 2) To find the educational and employment conditions in study area.
- 3) To analyze status of welfare schemes run by government in the study area.
- 4) To detect the occupational and income sources in study area.
- 5) To detect the level of superstition and addition among the people of study area
- 6) To finalize problems and prospects for community services in study area

(2) Selection of Study area- After continuous field visits to Chinchani and after discussion with the headmaster of ZP School, K.D. High School and Sarpanch, Members of Chinchani Grampanchayat college selected Boripada, Moripada and Mangelwada blocks for community services. This area has total 201 household and having 2148 population. The area selected for the survey was deprived and have scope for community services.

(3) Data Collection - Social, Economic survey of 69 households of Boripada, Moripada and Mangelwada blocks in Chinchani surveyed 20th November 2015. Social, economic information of household was collected through the pilot tested and standardized interview schedule (see Annexure-A) provided by the NSS Cell of SNDT Women's University, Mumbai. 52 NSS volunteers from the college participated in this survey. Interview of head of the family present during survey was collected and noted in the sheets.

(4) Analysis- Collected numerical data was analysis through the SPSS (11.2) software and tabulated drawing the results.

4) Executive Summary of Major Findings

1) Observations from Field Visits

Following information collected after the frequent field visits during July, August and September 2015 to Chinchani.

Education Information:

The education facilities are increasing in this area. There are 12 Aanganwadi and approximately 292 students enrolled from this area. The primary schools are 10 and one secondary and higher secondary school but the post graduate study centre is not available in this area. The enrolment at primary and secondary school is 1631 and in higher secondary enrolment is 2383.

Financial Information

The major occupation in this village is the making of Jewellery and the supplementary occupations are agriculture as well as vegetables and fish trading. The minimum income is Rs.6000/- and above. The 516 population is below poverty line in this area. The people in this area are not willing to migrate from village to urban area. The women prefer to do the household work.

The village has implemented the Central and state Government scheme like Dalit Vasti Sudhar Social Welfare Scheme, playground etc. the Government Scheme of 'Ghorkul' Scheme was executed in this area. The Government had provided them some material like waiving machine. Banjo equipment, grinding machine and utensils for supplementary occupation.

The village got the guidance of agricultural but not about other vocational guidance.

Social Information

The village celebrates all the festivals like Ganesh Utsav, Dassera, Holi, Navaratri, Vrus etc.

Health related information

The separate toilet facilities are available in very less number of houses. Open defecation around sea shore observed during field visits. The health related information are provided by health centre but many people not taking this advantages. Especially girls and women hesitate to share their problem.

Other Facilities

The local governing body is Gram Panchayat in this area. Street light facility, water supply, public cleanliness and hygiene, public toilets and drainage is provided to the Gram Panchayat, but the people are not satisfied with these facilities as they feel that they are less in number.

The major problem in this area is inadequate drainage system.

Problems

1. Public health and hygiene
2. Infrastructural problems
3. Educational problems
4. Financial problems

Possibilities

1. Organization of health camp, awareness program of health and hygiene
2. Health centre issues
3. Awareness of cleanliness campaign
4. Career guidance/occupational guidance
5. Guidance for special children
6. Awareness of government policies

Summary of Data Analysis

Data collected in November, 2015 with structured interview schedule.

Following results show the social, economic and health status of village Chinchani, Dist-Palghar, MS.

1. Demographic Details- Composition of the Sample -

Amongst the 69 total participants surveyed;

- Most hailed between the 40-60 age group, i.e. were middle aged
- All were Hindus
- Around 50% had businesses, and service was the second most common means of livelihood
- 97% were married
- Most belonged to the Mangela or the Koli castes and identified as SCs or OBCs
- Around 40% had secondary education and around a quarter had completed class X
- Average family size was 4-5 members.

2. Basic Family Information -

- About 13% were below the poverty line
- About half had businesses.

3. Socio-Cultural Factors-

- Almost all participated in Hindu festivals.
- Around half of the families allowed women to continue education
- In around half of the families, women participated in the decision making process

4. Economic Factors-

- Around 60% had an income between 1- 2 lakhs
- Around 10% had farms.

5. Health Related Factors-

- Cough, colds and minor illnesses were most common, and were reported by 40% of the families
- Around 20% had individuals with physical or mental disabilities in their families
- 56% reported that they had access to clean, potable water
- Around 55% had private toilets

- Most- around 68%- obtained groceries from private shops, and 1/4th each obtained these from ration shops
- Around 77% preferred government clinics and the rest preferred private clinics. None opted for faith healers or homemade remedies.
- Around 35% relied on health workers or the television for health related information
- Around 29% had family members showing alcohol addiction.

6. Government Schemes-

Data was insufficient to draw conclusions.

7. Welfare Schemes at the Hut/ Village Level-

- Local bodies were reportedly mostly involved in providing electricity and water.
- Around one third preferred to settle disputes within the community itself
- Around a quarter of the respondents believed that cleanliness was an area that required improvement.

Data- (All data is in percentages)

Brief Overview of the Family:

2.1. Main Source of Income

Farming	Job	Labour	Business
2.9	28.99	7.25	55.07

2.2. Percentage of Families Below Poverty Line- 13.04

2.3. Percentage of Families Involved in Some Occupation- *insufficient data*

2.4. Percentage of Families where Family Members have received some Training- *insufficient data*

Socio-Cultural Factors:

3.1. Festivals Celebrated in the Family

Percentage of Families celebrating

Hindu Festivals	Muslim Festivals	Other Festivals
92.75		

3.2. Women's Participation in Festivals

Percentage of Women participating in varied Festivals

Hindu Festivals	Muslim Festivals	Other Festivals
20%	-	-

3.3. Women's Education

Percentage of Families in which Women are allowed to continue Education- 49.27

3.4. Main Family Stressors-

Health related	Financial	Others
6	9	59

3.5. Women's Involvement in the Decision Making Process

Percentage of Families in which Women are involved in the Decision Making Process- 44.92

Economic Factors:

4.1. Overall Annual Income of the Family

1- 2 lakhs	More than 2 lakhs
59.42	4.35

4.2. Farm Ownership

Percentage of Families that Own a Farm- 10.14

4.3. Type of Farm Owned-

Traditional	Modern	Others	None of These
5%	5%	-	-

4.4. Type of Agricultural land

Koradvahu	Bagayti	Others	None of the Above
7%	5%	-	-

4.5. Main Crops-

Koradvahu	Bagayti	Others
10%	8%	-

4.6. Major Sources of Irrigation-

Well	Lake	Kupanlika	Shettale	Others	None of These
4	3	3	2	-	-

4.7. Knowledge about Farming Schemes

Central Government	State Government	Independent Local Organisations
0	0	0

4.8. Percentage of Families interested in starting Allied Businesses-

Computers & Electronics	Arts & Crafts	Others	None of the Above
5	5	-	-

4.9. Need Felt for Guidance/ Training with Respect to Varied Skills

Computers & Electronics	Arts & Crafts	Others	None of the Above
5	5	-	-

4.10. Migration to Other Areas for Livelihood

Percentage of Families Migrating to Varied Areas-

Urban Area	Metrocity	District	Outside the State
7	6	-	-

4.11. Families that have Received some Skill Training

Computers & Electronics	Arts & Crafts	Others	None of the Above
5	5	-	-

If not, **Obstacles to Receiving Training** -*(data incomplete, unclear)*

Poor Financial Condition	Unavailability of Resources	Others
5	5	

4.12. Occupations of Female Family Members %

Housework	Farming	Labour	Business	Job	Others
45	30	15	0.5	5	-

4.13. Saving Groups (Bachat Gat) – Self Help Groups

Percentage of Families with Members in Bachat Gats-

When the Groups were Established-

More than 2 Years Ago	More than 3 Years Ago	More than 4 Years Ago
2		

4.14. Options to Sustain Livelihood if Family Income is Insufficient

Supplementary Occupations	Daily Wages	Personal/ Education Loans	Others
5	5	-	-

Health Related Factors**5.1.Main Illnesses in the Family-**

Cough, Fever, Viral Infections	Diabetes/ Hypertension	Mental Illnesses/ Disabilities	Others
39.13	11.59	8.7	11.59

5.2.Percentage of Families with Family Members with Disabilities-

Physically Handicapped	Mentally Handicapped	Psychological Disability	None of the above
7.25	11.59	4.35	34.75

5.3.Percentage of Houses with Personal Toilets- 55.07**5.4.Percentage of Families that Desire Government Funding for Private Toilets- 28.98****5.5.Substance Abuse**

Percentage of Families with Members showing Substance Abuse of the Following Substances-

Alcohol	Gutkha	Tobacco	Others
28.98	2.9	1.45	2.9

5.6.Percentage of Household that Receive Clean, Potable Water- 56.52

5.7. Health Seeking/ Treatment Options

Government Clinics	Private Clinics	Faith Healers	Household Remedies
76.81	43.48		

5.8. Sources of Health Related Information-

Health Workers	MPWs	Reading	Television
34.78		15.94	31.88

5.9. Sources of Groceries

Own Farm	Farmers in the Village	Ration Shops	Private Shops
4.35		23.19	68.11

5.10. Percentage of Families where there is Knowledge about Health Care amongst the Youth-**Government Schemes****6.1. Availability of Information about Government Schemes**

Percentage of Families that believe Information is Available

6.2. Government Schemes Known-

Central Government	State Government	Local Bodies
5	5	10

Welfare Schemes at the Gram/ Hut/ Village Level**7.1. Awareness about these Schemes-**

Types of Schemes Known-

Health	Financial	Education	Infrastructure	Others	None of These
5	6	8	5	-	-

7.2. Services Provided by Gram Panchayat/ Nagar Palika/ Municipality-

Electricity	Water	Public	Public	Others

	Supply	Sanitation	Toilets	
27.54	26.09	13.04	11.59	4.35

7.3.Settlement of Community Disputes

Percentage of Families which settle Disputes within the Community itself- 33.33

7.4.Family Representation in the Gram Sabha

Percentage of Families with Representatives in the Gram Sabha-
Reasons for not sending Family Representatives to the Gram Sabha-

Political	Social	Others	None of These
10	-	-	-

7.5.Opinion about the Work of the Grampanchayat/ Nagarpalika/ Municipality-

Satisfactory	Good	Unsatisfactory	None of the Above
21.73	8.7		

Expectations from the Grampanchayat/ Nagarpalika/ Municipality

Percentage of Families that Believe these are Areas to be Improved-

Cleanliness	Infrastructure	Health	Education	Others	None of These
10.14	18.84		1.45		

7.6.Opinion about Community Health in the Village-

Satisfactory	Good	Unsatisfactory	None of the Above
27.54	18.84		1.45

Expectations with respect to Community Health-

Percentage of Families that Believe these are Areas to be Improved-

Cleanliness	Infrastructure	Health	Education	Others	None of These
8.7	21.74	4.35		1.45	

7.7. Suggestions for Improvement of Community Health

Percentage of Families that Believe these are Areas to be Improved-

Cleanliness	Transportation	Water Supply	Medical Facilities	Infrastructure	Others
20.29	13.04	2.9		2.9	

Composition of the Sample Surveyed-

- Sample size - 69 individuals
- All were Hindus. 3 were OBC, 8 were SC. - Mangela and Koli were the main communities they belonged to.
- 7 participants were below 30 years of age, 6 were between 30-39, 22 between 40-49, 15 between 50-59, and 16 were above 60.
- Out of 69 sample; 67 participants interviewed were married, 1 was unmarried and 1 was widowed.
- 4 hailed from 2 member families, 12 from 3 member families, 18 from 4 member families, 24 from 5 member families, 11 from families with more than 6 members.
- 1 participant interviewed had less than 4 years of education, 7 had 4-6 years of education, 28 had 7-9 years of education, 15 had completed class X, 1 had completed class XII, and 9 were graduates or diploma holders.
- 12 participants interviewed were engaged in service, 34 in business, 1 in labour, 13 were housewives and 5 were retired.

Problems Identified

Individual	Community
Income insufficient	Population below poverty line
Women's participation in social activities in low	Social event participation low
Continuity in education	Women's education
Involvement I design making of women is less	Problem of irrigation
Lack of awareness about supportive skill development activities	Lack of cleanliness
Personal health & hygiene	Lack of toilets facilities in houses
Alcohol addiction & Tobacco addiction	Substance abuse
Unaware about the government schemes	Supply of clean water
Unfulfillment of expectations from local governing body	No easy access of government schemes to the community people

5) Problems and Prospects for Community and Extension work at Chinchani Village

Community Problems-

- Health and Hygiene of Mangela community people especially backward class women
- Training and support requires for Anganwadi Worker.
- Infrastructural and sanitation problems in Anganwadi worker.
- Capacity Building through various training to be given for SHG Women.
- ICT project and various training programmes needed.
- Agricultural and Extension projects should gain the production of Horticulture crops
- Dye makers requires marketing support for their projects.
- Infrastructural and human resource problems in Government Hospital.

Personal Level

- Health and Nutritional related tips
- Require information on various finance and subsidy schemes for opening the small enterprises.
- Require training center to become self- employed for village women
- Lacking of public libraries

6) Programmes and Activities at Chinchani Village

Year 2014-2015

22nd and 23rd December 2014

1) Medical Checkup in association with Govt. Hospital Chinchani

Health check up camp was conducted for women from various padas with the help of Dr. Save, Medical Office Chinchani Govt. Hospital and her team of Chinchni Gram panchayat where girls conducted survey for their weight, hemoglobin, and diet.

2) Workshop on Hand Stitching and Embroidery for SHG Women

Mahila Bachat Gat from Jilla Parishad were invited at the venue for the activity of stitching and embroidery. They were taught basic hand stitching and basic embroidery stitches. Along with them married ladies from nearby area and a group of young girls from Boisar took interest in stitching and embroidery.



Picture No. 1 Medical Checkup camp at Govt. Hospital



Picture No. 2 Hand Stitching Embroidery workshop for SHG

Year 2015-2016

NSS committee adopted Moripada, Boripada and Mangelvada community for community work.

November- December 2015

- 1) Social, economic and health status data collected through filed visits to Chinhchani Grampanchayat, K.D. School, Govt. Hospital and Zilla Parishad Schools. Along with this house hold information is collected from the selective random sampling.

25th December, 2015

- 2) Bal Mela organised for village children. There were 170 students form 5 years to 15 years are participated in this event. Various fun games, Drawing and Rangoli competition organized for those students. Prizes for winners are given to various age groups.

26th December, 2015

- 3) Seminar on Nutritional and Health Awareness delivered by Mrs. Sulakshana Mane at Zilla Parishad School.
- 4) Street Play performed at ground of K.D. School, Junior College and Senior College, Chichani.

5th January, 2016

- 5) Workshop on Anemia Eradication for adolescent girls at K.D. School.



Picture No. 3 Social, Economic and Health Survey of adopted community.



Picture No. 4 Teaching of Motor skills to ICDS children at Chinchani village.



Picture No. 5 Workshop on Anemia Eradication for K.D. School Girls.



Picture No. 6 Seminar on Nutritional and Health Awareness at Zilla Parshid School.

Year 2016-2017

26th August, 2016

- 1) Workshop on Health and Hygiene for Pregnant and lactating women

7th October, 2017

- 2) Information from Die Makers of Chinchani collected for the website

2nd January, 2017

- 3) NSS volunteers perform street play on 'Female Foeticides' in the Mangelwada Chinchani.
- 4) NSS Volunteers organized Health and Hygiene awareness programme in adopted community.

3rd January, 2017

- 5) Students of Mass Communication and Extension Department performed Street Play at K.D. High School and Junior college at Chinchani. Nearly 400 students with their teachers enjoy the Street Play 'Jago Re Jago.' This street play gives message on personal hygiene and health.

5th January, 2017

- 6) Workshop on Fruit Processing for ladies of Women of Self Heal Group (SHG) was conducted by Mrs. Rupali Deshmukh, Scientist-B working at Krishi Vigyan Kendra Dahanu. Demonstration of different Bye-products from Chikku, Amla, Lemon has been performed in this training programme. Students of K.D. Senior college also join this training programme.

6th January, 2017

- 7) NSS volunteers organized Bal Mela for children's of adopted community. About 113 students gathered for this event. NSS volunteers organized various activities for them. Drawing competition, singing competition, soft skill development, life skill sessions and many more activities are done on this occasion. Memory and Brain Game are major attraction of this Bal Mela.
- 8) NSS volunteers conducted Stitching and Embroidery training for students of K.D. High School and Junior College.



Picture No.7 Workshop on Pregnant and lactative women in adopted community.



Picture No.8 Display of Posters in the workshop on Pregnant and Lactating women in adopted community.



Picture No.9 Information collected from Die markers for Website Designing.



Picture No.10 Street Play on Female Foeticides in adopted Community



Picture No.11 Street Play on Female Foeticide in adopted Community.



Picture No.12 Skit play on 'Personal Health and Hygiene at K.D.School'.



Picture No.13 Audience during skit on 'Personal Health and Hygiene at K.D. School'.



Picture No.14 Fruit processing workshop by Ms. Rupali Deshmukh Scientist-B KVK Dahanu for SHG Women.



Picture No.15 NSS Volunteers with Bye product Chikku in fruit processing workshop for SHG Women.



Picture No.16 Stitching and Embroidery Workshop for K.D. School students.

Year 2017-2018

2nd January, 2018

1) Textile team trained village women and girls as well as our own NSS volunteers. The same volunteers taught a big group on second day.

23rd January, 2018

2) Students of Mass Communication and Extension departments performed skit play on 'Government Schemes' in front of ICDS Women (Integrated Child Development Service) Teachers from Dahanu tahsil. After this skit NSS volunteers demonstrate making of various works from wastages from house. The session 'Best out of Waste' gives hand on training for creating of fabric hand bag out of old cloths, making of carry bag from news paper and door mattresses from used blanket, towel and cloths are given to the ICDS teachers.

3) In evening workshop and show on 'Science behind Superstition' conducted by Mr. Annasaheb Mithbawkar from Maharashtra Andhsharddha Nirmulan Samiti at Mangelwadi, Chinchani village. Villagers along with NSS volunteers and teachers also participated.

24th January, 2018

4) Finding of visits to Mid-day Meal scheme shows that, scheme start with unique features because of many reasons. Various rice recipes provided to school children irrespective to government aids. They barter the raw material provided by government to grocery shop and own the desired products.

5) During study we found that, Government hospital is equipped with all the amenities, however cleanliness is major concern.

6) Workshop on preparation of Nutri Bhel, Nutri Sandwich and Nutri Roll for village women and girls had been performed by NSS volunteers under guidance of nutrition expert Ms. Sulakshana Mane.

25th January, 2018.

7) The students consecutively visited the various stakeholders in Chinchani village. This time students visited village settlements like Moripada, Baripada and Mangelwada. From this visit field related problems and their possible solutions are identified for further course of action in this adopted village.

8) In first half of day NSS volunteers conducted session on '21st Generation Skills' for adolescent girls of Chinchani village.

9) In second half Mr. Venkatesh and his team from MBTL, Mumbai conducted workshop on Entrepreneurship Development for village women and girls.

26th January, 2018

10) Demonstration and training on making of Bye Products from Chikku and Amla for women's of Self Help Group (SHG) and school teachers of Dedhale village conducted by nutritionist Ms. Sulakshana Mane.

27th January, 2018

11) In morning education counselor Ms. Shubhangi Uradi conduct 'Stress Management and Carrier Counseling' for 10th standard students of K.D. High School.

12) Workshop on 'Creative Craft and Designing' conducted for village women and girls. Extensively participation (84 Nos.) of women and girls reported during this workshop. Hand-on training of Neon Printing and Madhubani Designing was given to the women and girls.

28th January, 2018

NSS volunteers organize Bal Mela for children's of adopted community. About 113 students gathered for this event. NSS volunteers organized various activities for them. Drawing competition, singing competition, soft skill development, life skill sessions and many more activities are done on this occasion. Memory and Brain Game are major attraction of this Bal Mela.

10th December, 2018

NSS unit of college start website of die makers in the college annual day. Madam Vice-Chancellor Prof. Shashikala Wanjari inaugurated this website. The name of the website is www.diemakaermumbai.com



Picture No. 17 Workshop on Preparation of Nutri Bhel and Sandwich for School girls at Chinchani



Picture No.18 Street play on 'Awareness of Government Schemes' for ICDS Worker at Chinchani.



Picture No.19 Street play on 'Awareness of Government Schemes' for ICDS Worker at Chinchani



Picture No.20 Awareness Campaign for Anti Superstition by Mr. Kakasaheb Mithbawakar at Bori-Pada Chinchani



Picture No.21 Chinchani Beach Cleanup activity



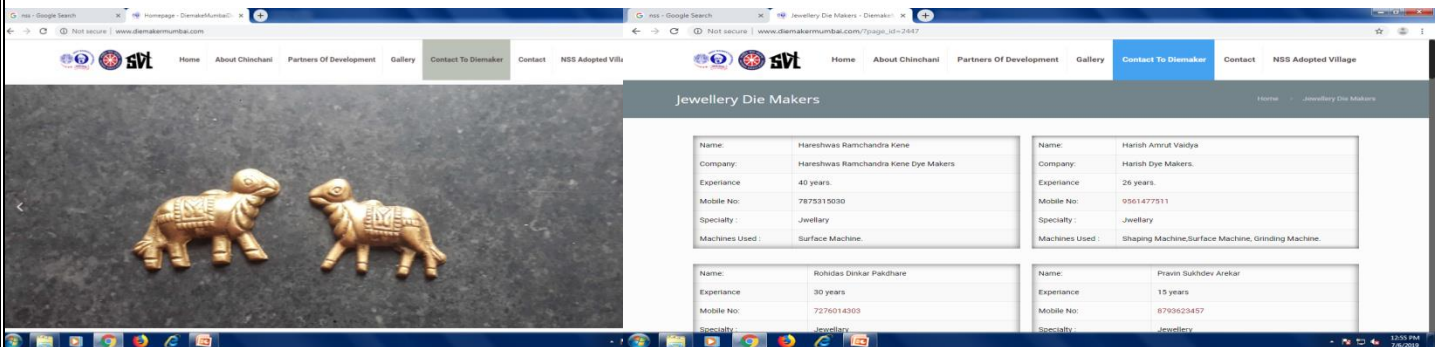
Picture No.22 Career guidance seminar by Mr.S.N. Ladkat, IFS, Chief Forest Conservator, Dahanu, Dist- Palghar



Picture No.23 Training on Madhbani Printing for Village Women and Girls at Chinchani



Picture No.24 Training on Nylon Printing for Village Women and Girls at Chinchani.



Picture No.25 Website image (www.diemakermumbai.com)



Picture No. 26 Training for ICDS worker on Making of Paper Bags



Picture No.27 Training for village women on Preparation of Bye Products from Chikku at Chinchani and Dedale village

Year 2018-2019

10th October, 2018

Free eye checkup and blood checkup camp organised for School Children at K.D. High School and M.J. junior College at Chinchani. The team of Optometry students and lecturer from P.V.P. College, SNTD Juhu supported to eye checkup camp. Whereas Rotary Club of Kalyan supported to conduct free blood checkup camp. Complete Eye Checkup of total 212 students including power of eyes, symmetry of eyes and vision correction test of eyes was conducted. During this camp one student suffered with problem with eye power and immediately advised by doctor for further clinical tests. It is generally found that many students have eye watering problem and this is due to excessive usage of digital devices like mobile, TV, Computer and Laptop.

Complete blood checkup of 102 girls from 8 to 10th standard was done during this camp. After analysis reports were given to them with the proper counseling related to diet plan. This was given by the team of college students and teacher. Many girls were found to be with low count of Haemoglobin, and few of them were highly anaemic. So separate counseling session was organized for these students.

15th January, 2019

Department of Resource Management invited Mrs. Shilpa Mhatre from Pidilite – Fevicryl Pvt. Ltd. taught girls to make creative craft article with 3D colours. Demonstration and training to prepare key holder was given to them. Around 69 girls and women in Chinchani participated in this activity. After this Mrs. Shilpa taught how to make Bandhani prints on white fabric. She showed different techniques to create multiple patterns on the fabric. Later students coloured their own white fabrics given to them with the help of the techniques taught to them.

16th January, 2019

A session on Agarbatti, Phenyl making and Candle making was also organised for the village women and girls in association with Govt. of India's Khadi and Gram Udyog's Kora Kendra Institute of Rurality, Borivali (W), Mumbai. Total 79 ladies and girls were given Agarbattis to

make on their own. They learned the method of making of phenyls and different types of candles like fancy candle, jelly candle, aromatic candles etc.

17th January, 2019

Tie and dye session was organized by the department of Textile and Apparel designing. This session received a good response from the village women, as they were present in good numbers and were very interested in all that was going on there. With proper guidance from the students and teachers of the Textile and Apparel Designing department the ladies did a fantastic job and all were very happy and satisfied with their final results. They learned many new types of “Bandhani”.

18th January, 2019

Food, Nutrition and Dietetics department accompanied Mrs. Sulakshana Mane to Chinchani village. The volunteers then demonstrated a nutritious and cost effective way of storage of Chickoo i.e. making of Chickoo jam, which would help the village ladies to store the Chickoos for longer time.

19th January, 2019

BalMela was organised for the village children by the Dept. of Human Development. They were many exciting games organised for the children and their parents as well. They young children enthusiastically participated had activity like making fruit salad, played four corners and painting their favorite scenery. The children and parents greatly enjoyed themselves. For the parents games like picking chickpeas from a bowl of legumes, holding the brick and a game of balloons was organised. The *BalMela* was a huge success and everyone had a lot of fun.

20th January 2019

Students and teacher from Resource Management Department conducted Craft Making Workshop from Best Out of Waste for women and girls at Chinchani. In this workshop total 34 women and girls are participated.



Picture No.28 Blood Checkup Camp at KD High School Chinchani



Picture No. 29 Eye Checkup Camp at KD High School at Chinchani



Picture No. 30 Creative Craft Workshop for Women School and Girls at Chinchani.



Picture No. 31 Different Creative Crafts prepared by Women and Girls at Chinchani



Picture No.31 Candle Making Training for village women, girls and students at Chinchani.



Picture No.32 Jelly Candles prepared by women, girls and students at Chinchani



Picture No. 33 Tie & Die Training for village women at Chinchani



Picture No.34 Training for Bye Product Processing for women at Chinchani



Picture No. 35 Health and Hygiene Counseling to Adolescent girls in ZP School at Chinchani



Picture No.36 Hand Stitching and Hand Craft Making training to village women at Chinchani

Annexure – 1

Interview Schedule of Respondent of Adopted Chinchani Village

एस.एन.डी.टी महिला विद्यापीठ
दत्तकगाव योजना-कौटूंबिक सर्वेक्षण

पाडा/वस्तीचे नाव

1. अ) वैयक्तिक माहिती-

अ. क्र.	नाव	मोबाईल व ईमेल	संपूर्ण पत्ता	जात व प्रवर्ग	वय	शिक्षण	व्यवसाय	धर्म	वैवाहिक दर्जा
1									
2									
3									
4									

2. ब) कौटूंबिकमाहिती-कुटूंबसंयुक्त/विभक्त (योग्य तेथे ✓ अशी खूण करा)

अ. क्र.	कुटूंब सदस्याचे नाव	नाते	वय	स्त्री पुरुष	शिक्षण	व्यवसाय	वार्षिक उत्पन्न	विवाहित /अविवाहित
1								
2								
3								
4								
5								
6								

2.1 कुटुंबाच्या उत्पन्नाचे मुख्य साधन: - (योग्य तेथे ✓ करा)

अ) शेती ब) नोकरी क) मजुरी ड) व्यवसाय

2.3 आपले कुटुंब दारिद्र्य रेषेखाली आहे का? होय /नाही

2.4 व्यवसाय कोणता? कुठे करतात?

2.5 कुठले प्रशिक्षण घेतले? घ्यावे वाटते का?

3. सामाजिक माहिती

3.1 आपल्या कुटूंबात कोणकोणते सण, उत्सव, धार्मिक विधी साजरे केले जातात?

3.2 कुटूंबातील महिला सार्वजनिक, सामाजिक कार्यक्रमात सहभागी होतात का? होय / नाही

असल्यास कोणत्या _____

नसल्यास का नाही? _____

3.3 कुटूंबातील मुलींना शिक्षण घेण्यास परवानगी आहे काय? होय / नाही

3.4 तुम्हाला कोणत्या कौटुंबिक समस्या वाटतात?

3.5 कुटूंबातील निर्णय प्रक्रियेत महिलांना सहभाग घेवू दिला जातो का? होय / नाही

4. आर्थिक माहिती

4.1 कुटूंबाचे एकूण वार्षिक उत्पन्न किती?

अ) एक लाख ते दोन लाख ब) दोन लाख पेक्षा अधिक

4.2 आपल्याकडे शंती आहे का? अ) होय..... ब) नाही..... (असल्यास ✓ अशी खूण करा)

4.3 असल्यास कोणत्या पध्दतीने करता? अ) पारंपारिक 2) आधुनिक (योग्य तेथे ✓ अशी खूण करा)

4.4 होती कोरडवाह किती..... एकर, होती बागायती..... इतर

4.5 कोणती पीके मुख्यतः घेतात?

अ) कोरडवाहू पीके

ब) बागायती पीके.....

4.6 शेती/बागायतीस पाणी पुरवठाकुठूनहोतो?

अ)विहिर ब) तलाव क) कुपनलिका ढ) शेततळे इ) इतर

4.4 तुम्हाला कोणत्या कृषी/अकृषी योजनांची माहिती आहे?

अ)केंद्रसरकार

ब)राज्य सरकार

क)स्थानिक स्वराज्य संस्था.....

4.5 कृषी/पुरक उदयोग करू इच्छिता का? असल्यास कोणते?

.....
.....

4.6 व्यवसाय मार्गदर्शन/प्रशिक्षणाची गरज वाटते का? असल्यास कोणत्या?

.....
.....

4.7 रोजगारासाठी गाव/शहर सोडून बाहेरगावी जाता का? असल्यास कोठे?का?

.....
.....

4.8 कुटूंबात कोणी कौशल्य प्रशिक्षण घेतले आहे का? अ) होय..... ब) नाही.....

असल्यास काणते? अ)..... ब)..... क).....

नसल्यास कोणते घ्यावे वाटते? अ)..... ब)..... क).....

प्रशिक्षण घ्यावेसे वाटत नसल्यास कारण काय?.....

.....
.....

4.9 कुटूंबातील महिला कोणत्या स्वरूपाचे काम/व्यवसाय करतात?

अ) घरकाम ब) शेती क) मजूरी ड) उद्योग.....इ) नोकरी.....ऐ) इतर.....

4.10 कुटूंबातील कोणी सदस्य बचत गटात आहे का? अ) होय.....ब) नाही.....क)महिला/पुरुष (✓ करा)

गटाची स्थापना केव्हा(कालावधीच्या)

बचत गटातून काही उद्योग/व्यवसाय सुरु केला आहे का?

4.11 कुटूंबाच्या एकूण उत्पन्नातून गरजा भागतात का?नसल्यास काय करता?

.....
.....
.....

5. आरोग्य विषयकमाहिती

5.1 कुटूंबातील प्रमुख आजार कोणते?(योग्य तेथे ✓ अशी खूण करा)

.....
.....

5.2 कुटूंबात कोणी अपंग आहे का? असल्यास अपंगत्वाचा प्रकार सांगा व अपंगत्वाची टक्केवारी सांगा

.....
.....

5.3 कुटूंबाचे वैयक्तिक शौचालय आहे का? होय/नाही

नसल्यास कशाचा वापर करता?

.....

5.4 शासकीय योजनेतून वैयक्तिक शौचालय करावेसे वाटते का? होय/नाही

5.5 कुटूंबात कोणी व्यसन करते का? असल्यास कोणत्या स्वरूपाचे

- 1) दारू 2) गुटखा 3) तंबाखू 4) इतर

5.6 पिण्याचे पाणी स्वच्छ/पिण्यायोग्य मिळते का? होय/नाही

5.7 आजारी पडल्यास कोठे जाता?

- 1) सरकारी दवाखाना 2) खाजगी दवाखाना 3) वैद/भगत 4)घरगुती उपचार

5.8 प्राथमिक आरोग्यविषयक माहिती कोणाकडून मिळते?

- 1) आरोग्यसेविका/सेवक 2) एम.पी.डब्ल्यु 3) वाचनातून 4)दूरदर्शन

5.9 कुटूंबासाठी धान्य कोठून विकत घेत?

- 1) स्वतःच्या शेतातील 2) गावातील शेतकऱ्याकडून 3) रेशनदुकान 4) खाजगीदुकानातून

5.9 कूटूंबातील तरुण – तरुणी आरोग्यविषयक जागरूक आहेत का?

6. शासन योजनाविषयी माहिती

6.1 गावामध्ये शासनाच्याविक्रिध योजनांचीमाहितीमिळतेका?होय/नाही

6.2 तुम्हालाकोणत्या शासकीय योजनांचालाभमिळालाआहे? .

	लाभ कोणत्या योजनांचा	का घेत नाहीत
केंद्र सरकार		
राज्य सरकार		
स्थानिकस्वराज्य संस्था		

7. ग्रामीण/झोपडपट्टी/पाडाविकासाबाबतमाहिती-

7.1 ग्रामीण/झोपडपट्टी/पाडाविकासाबाबतच्या योजनाबद्दल माहिती आहे का?अ)होय.....ब) नाही.....

माहिती असल्यास कोणती?.....

7.2 ग्रामपंचायत/नगरपालिका/मनपा कडून कोणकोणत्या सोयी सुविधा दिल्याजातात.

1) दिवाबत्ती 2) पाणीपुरवठा 3) सार्वजनिक स्वच्छता 4)सार्वजनिक शौचालय 5) इतर

7.3 गाव/पाडा/ग्रोपडपट्टीतील तंटे तेथेच सोडविले जातात का? होय/नाही

7.4 कुटूंबातील प्रतिनिधी ग्रामसभेला उपस्थित असतात का? होय/नाही
का नाही?.....

7.5 ग्रामपंचायत/जि.प/मनपा यांच्याकामाविषयी आपले मत/अपेक्षा?

मत

अपेक्षा

7.6 गावातील सार्वजनिक आरोग्यविषयी आपले मत व अपेक्षा?

मत

अपेक्षा

7.7 सार्वजनिक आरोग्य सुधारण्यास काय सूचवावेसे वाटते?

सही.....

कार्यक्रम सर्वेक्षकाचे नाव

महाविद्यालयाचे नाव व शिक्का.....